

APPLICATION METHOD FOR: VIKING JOHNSON COUPLINGS, FLANGES AND TYBAR JOINTS

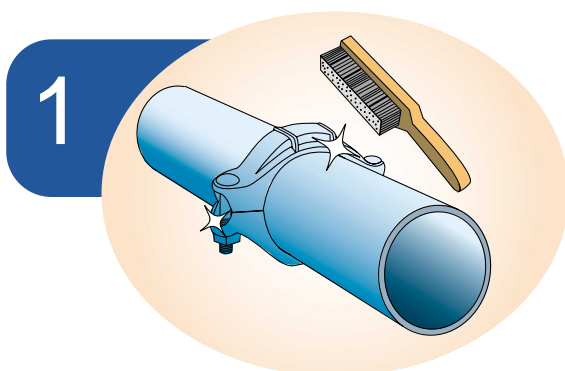


Fig 1. Surface Preparation:

Clean the joint and adjacent pipe by removing all loose scale, rust, dirt etc by scraping, wire brushing or blast cleaning.

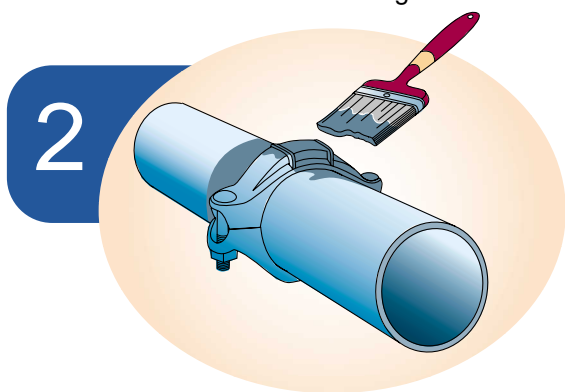


Fig 2. Priming:

Prime the cleaned area with Denso Paste at thickness approx. 0.25mm.

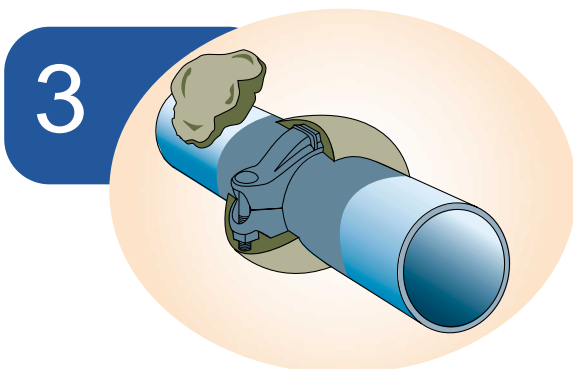


Fig 3. Profiling:

Apply Denso Profiling Mastic around and in between all bolts to fill all voids and hollows. Continue to apply the mastic until a smooth profile is created for the subsequent application of Denso Hi-Tack Tape.

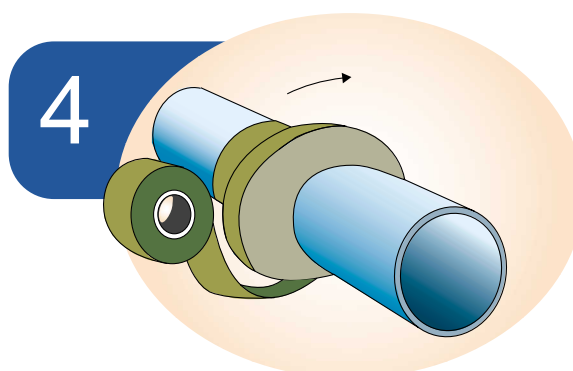


Fig 4. Tape Wrapping:

Starting on the adjacent pipe surface, spirally apply the Denso Hi-Tack Tape with a 55% overlap. Gradually work the tape over the coupling finishing on the opposite side, on the adjacent pipe. Care should be taken to ensure that the tape is in contact with the underlying surface to prevent wrinkles or air pockets.

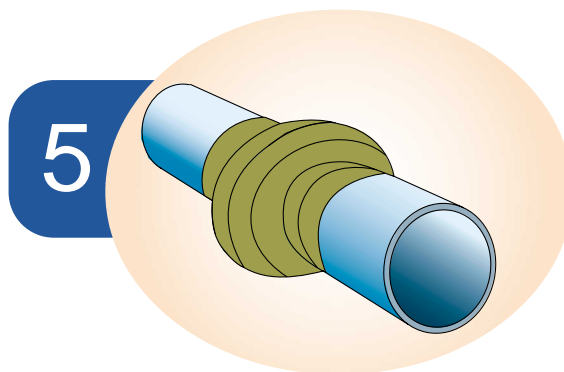


Fig 5. Finishing Off

Firmly smooth down the tape and all overlaps.

Winn & Coales (Denso) Ltd

Denso House, Chapel Road, London SE27 0TR

Telephone: +44 (0)20 8670 7511

Fax: +44 (0)20 8761 2456

Email: mail@denso.net

Website: www.denso.net